

Sports Logic - Payments (App)


1. Download the **Sports Logic Group Team App** to your phone.



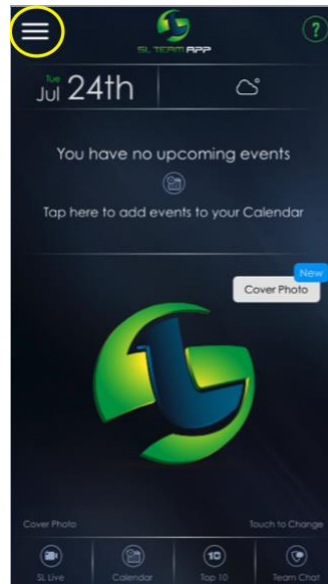
2. Enter your username and password then select **Login**. If you need to create an account select **Create Account** and follow the steps.



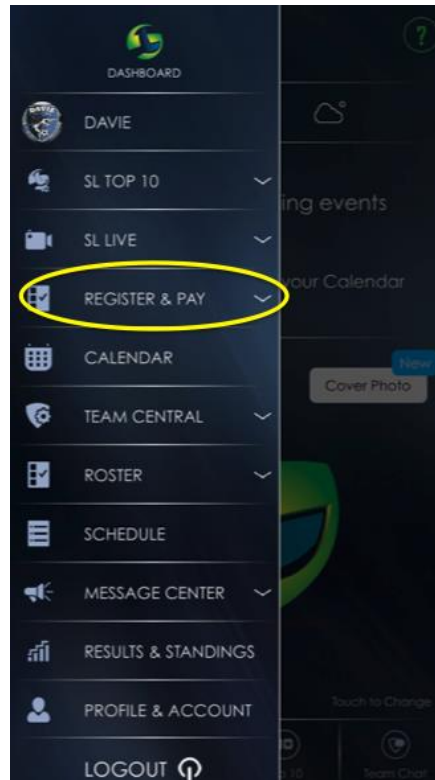
3. Select the person you are making the **Payment** for. If you need to add a Family Member to your account, you will be able to do so a little later in the process.



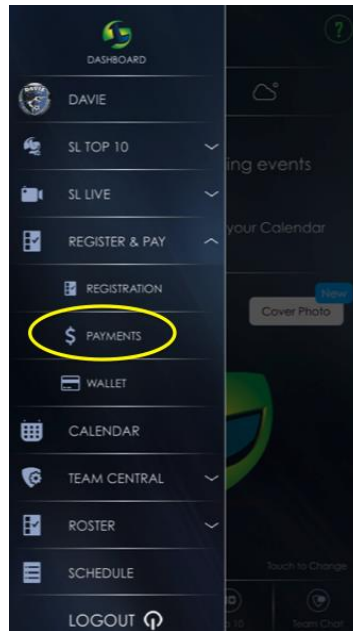
4. Select the **Three (3) lines** in the top left corner.




5. Selects **Register & Pay**.



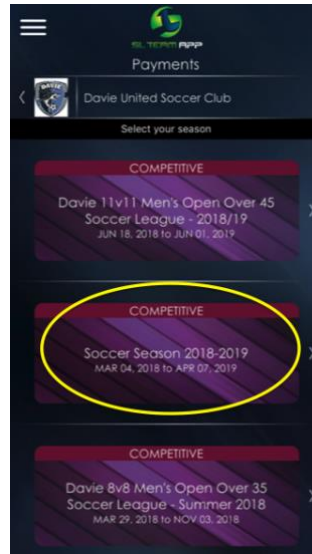
6. Select **Payments**.



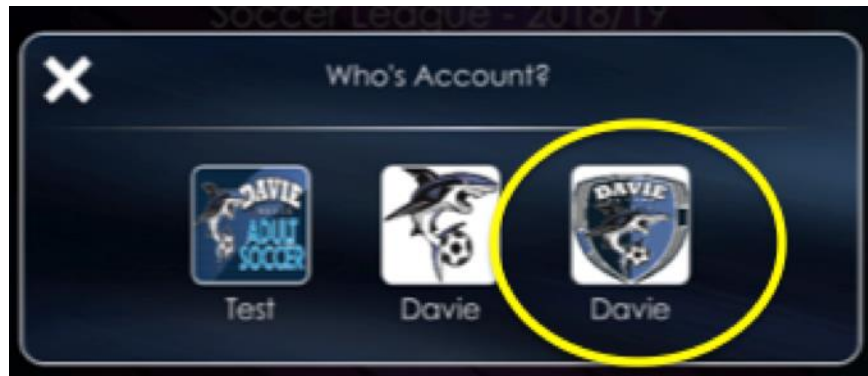
7. Select **Davie United Soccer Club**.



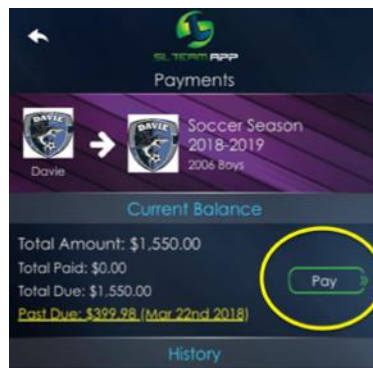
8. Select the season or league you are making the payment in. In this case, **Soccer Season 2020-2021**.



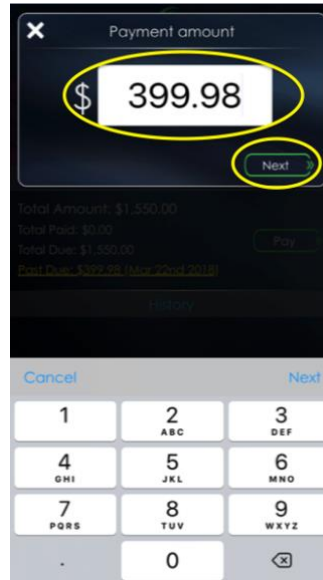
9. Select the **Player** you are making the payment for.



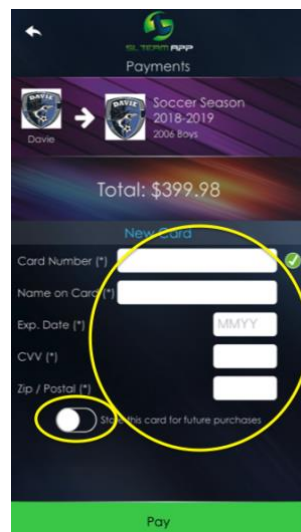
10. Select **Pay**.



11. The system will automatically place the amount owed into the Payment Amount tab. If you wish to enter a custom amount you can do so here. Once ready, select **Next**.



12. Enter your **Credit Card information**, select **Store this card for future purchases**, and then select **Pay** in the green bar.



13. You will receive a **Payment Confirmation**.

